



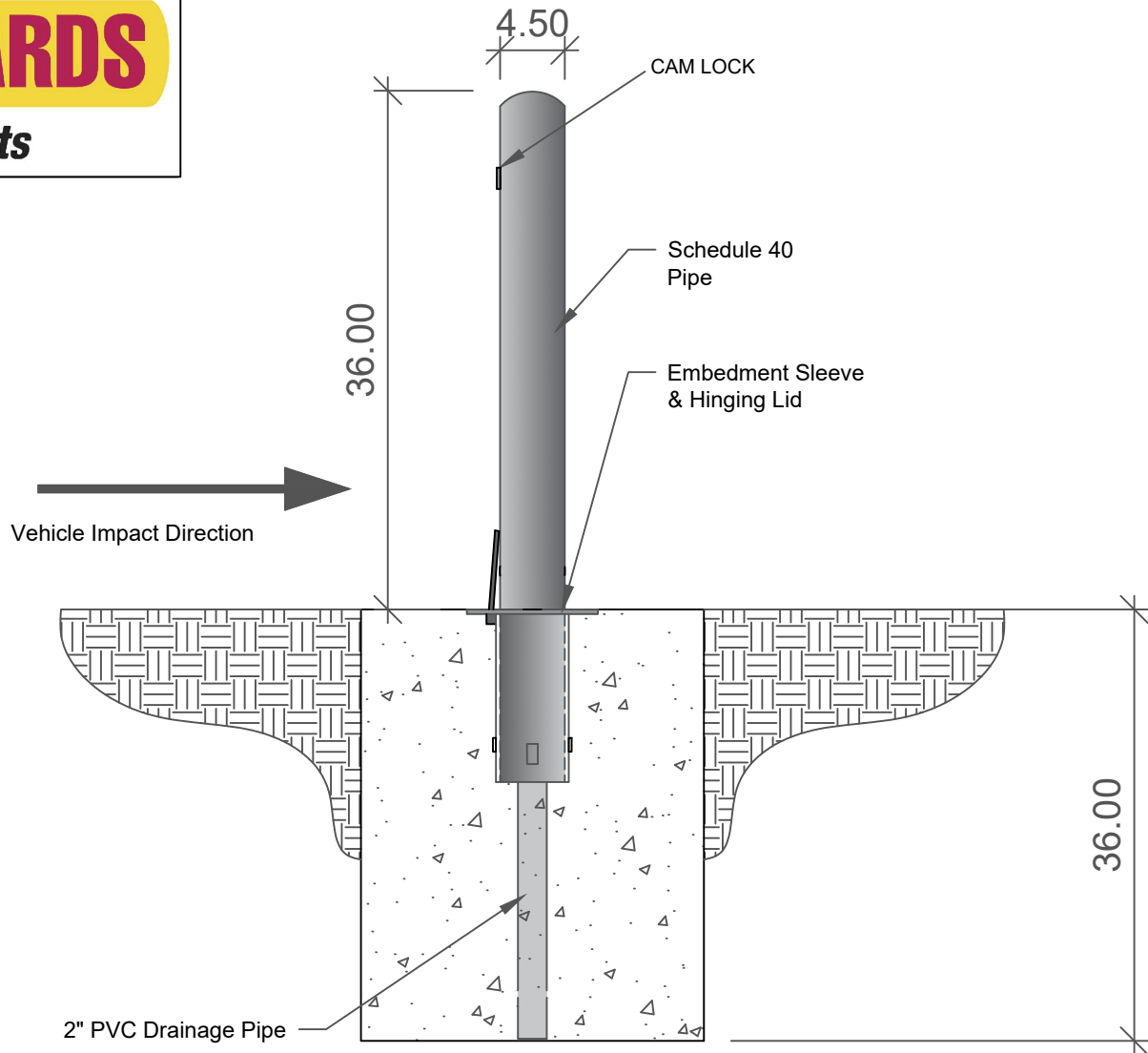


1-800-BOLLARDS

The Bollard Experts

- SELECT DESIRED MATERIAL:
(4" NOMINAL SIZE)
 - RCST04040 SCH 40 STAINLESS STEEL
 - RCST04040 SCH 40 ASTM A-53 CARBON STEEL
- SELECT DESIRED STAINLESS STEEL BOLLARD FINISH:
 - POLISHED #4 FINISH
 - AS SPECIFIED _____
- SELECT DESIRED CARBON STEEL BOLLARD FINISH:
 - POWDER COAT RAL # _____
 - AS SPECIFIED _____
- SELECT DESIRED STAINLESS STEEL BOLLARD MATERIAL:
 - TYPE 304
 - TYPE 316
- SELECT DESIRED BOLLARD CAP STYLE:
 -  DOME
 -  STANDARD FLAT
 -  REVEAL
 -  SLOPED

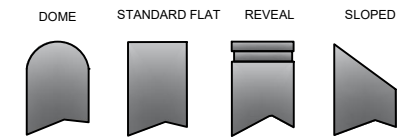


REVISIONS			
LTR	DESCRIPTION	DATE	APPVD

COMMENTS

SPECIFICATIONS
 HEIGHT: 36"
 DIAMETER: 4.50"
 WALL THICKNESS: 0.280"

END VIEW-FOUNDATION



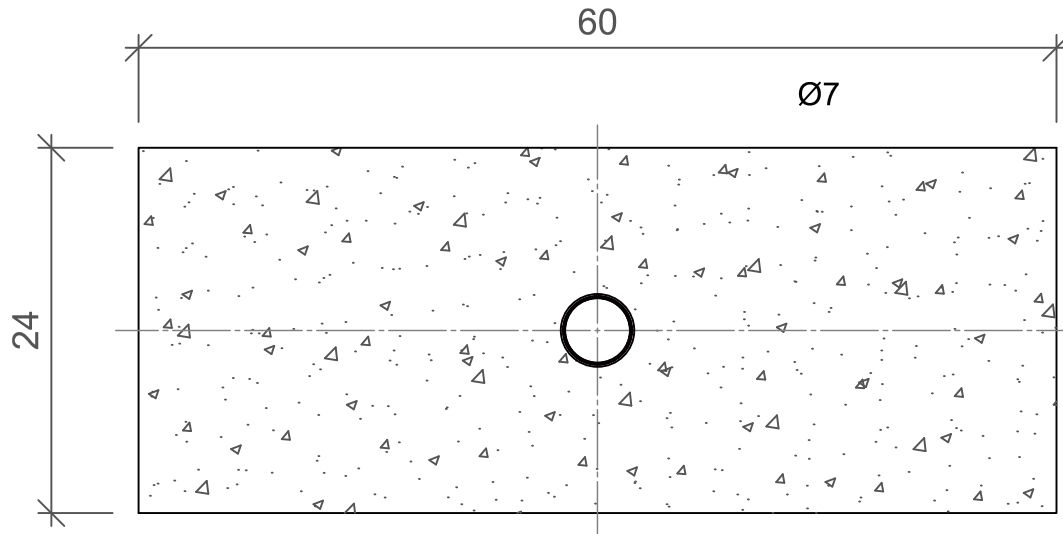
NOTES:
 1. INSTALLATION TO BE COMPLETED IN ACCORDANCE WITH MANUFACTURER'S SPECIFICATIONS.
 2. DO NOT SCALE DRAWING.
 3. THIS DRAWING IS INTENDED FOR USE BY ARCHITECTS, ENGINEERS, CONTRACTORS, CONSULTANTS AND DESIGN PROFESSIONALS FOR PLANNING AND INSTALLATION PURPOSES.
 4. ALL INFORMATION CONTAINED HEREIN WAS CURRENT AT THE TIME OF DEVELOPMENT BUT MUST BE REVIEWED AND APPROVED BY THE PRODUCT MANUFACTURER TO BE CONSIDERED ACCURATE.

APPLICATION		SERIES NUMBER: XX-S060-XX		CAGE CODE: 6NGJB		REV: 4" CT REMOVABLE	
NEXT ASSY	USED ON	PRODUCT FAMILY:	STANDARD OR CUSTOMER DEFINED	DRAWN BY:	AJA	CHECKED BY:	SHAKT: 1 OF 1
		10 MPH CRASH TESTED	BOLLARD				
		PRODUCT CLASS:	BOLLARD				
		PRODUCT LINE:	REMOVABLE				
		1-800-BOLLARDS, Inc. 10 Hughes Suite A105 Irvine, CA 92618 PHONE: 1-800-BOLLARDS WEB: WWW.1800BOLLARDS.COM EMAIL: INFO@1800BOLLARDS.COM		TITLE: BOLLARD, CT REMOVABLE			

1-800-BOLLARDS

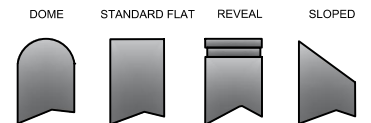
The Bollard Experts

- SELECT DESIRED MATERIAL:
(4" NOMINAL SIZE)
 - RCST04040 SCH 40 STAINLESS STEEL
 - RCST04040 SCH 40 ASTM A-53 CARBON STEEL
- SELECT DESIRED STAINLESS STEEL BOLLARD FINISH:
 - POLISHED #4 FINISH
 - AS SPECIFIED _____
- SELECT DESIRED CARBON STEEL BOLLARD FINISH:
 - POWDER COAT RAL # _____
 - AS SPECIFIED _____
- SELECT DESIRED STAINLESS STEEL BOLLARD MATERIAL:
 - TYPE 304
 - TYPE 316
- SELECT DESIRED BOLLARD CAP STYLE:
 - DOME
 - STANDARD FLAT
 - REVEAL
 - SLOPED



REVISIONS			
LTR	DESCRIPTION	DATE	APP
COMMENTS			
SPECIFICATIONS			
HEIGHT: 36"			
DIAMETER: 4.50"			
WALL THICKNESS: 0.280"			

PLAN VIEW-FOUNDATION



APPLICATION		SERIES NUMBER: XX-S060-XX		SIZE CODE: 4" CT REMOVABLE	
NEXT ASBY	USED ON	PRODUCT FAMILY: 10 MPH CRASH TESTED	GNOJG	DRAWING REV#	1
		PRODUCT CLASS: STANDARD OR CUSTOMER DEFINED		DRAWN BY: AJA	SHEET 1 OF 1
		PRODUCT LING: BOLLARD		CHECKED BY:	
		PRODUCT SUB LING: REMOVABLE		APPROVED BY:	RELEASE DATE:
		1-800-BOLLARDS, Inc. 10 Hughes Suite A100 Irvine, CA 92618 PHONE: 1-800-BOLLARDS WEB: WWW.1800BOLLARDS.COM EMAIL: INFO@1800BOLLARDS.COM		BOLLARD, CT REMOVABLE	





NOTES:
1. INSTALLATION TO BE COMPLETED IN ACCORDANCE WITH MANUFACTURER'S SPECIFICATIONS.
2. DO NOT SCALE DRAWING.
3. THIS DRAWING IS INTENDED FOR USE BY ARCHITECTS, ENGINEERS, CONTRACTORS, CONSULTANTS AND DESIGN PROFESSIONALS FOR PLANNING AND INSTALLATION PURPOSES.
4. ALL INFORMATION CONTAINED HEREIN WAS CURRENT AT THE TIME OF DEVELOPMENT BUT MUST BE REVIEWED AND APPROVED BY THE PRODUCT MANUFACTURER TO BE CONSIDERED ACCURATE.

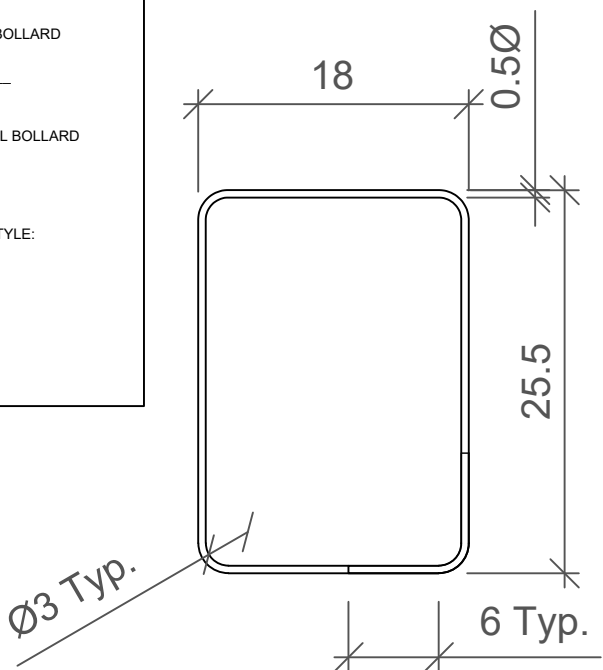
1-800-BOLLARDS

The Bollard Experts

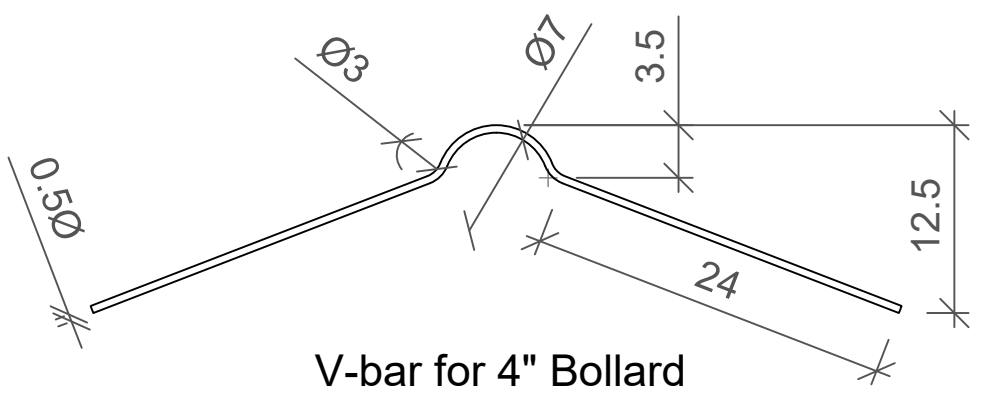
REVISIONS			
LTR	DESCRIPTION	DATE	APPV'D

SPECIFICATIONS	
HEIGHT:	36"
DIAMETER:	4.50"
WALL THICKNESS:	0.280"

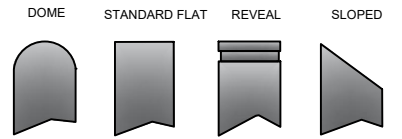
- SELECT DESIRED MATERIAL:
(4" NOMINAL SIZE)
 - RCST04040 SCH 40 STAINLESS STEEL
 - RCST04040 SCH 40 ASTM A-53 CARBON STEEL
- SELECT DESIRED STAINLESS STEEL BOLLARD FINISH:
 - POLISHED #4 FINISH
 - AS SPECIFIED _____
- SELECT DESIRED CARBON STEEL BOLLARD FINISH:
 - POWDER COAT RAL # _____
 - AS SPECIFIED _____
- SELECT DESIRED STAINLESS STEEL BOLLARD MATERIAL:
 - TYPE 304
 - TYPE 316
- SELECT DESIRED BOLLARD CAP STYLE:
 -  DOME
 -  STANDARD FLAT
 -  REVEAL
 -  SLOPED



25 1/2" x 18" Stirrup



V-bar for 4" Bollard



NOTES:
 1. INSTALLATION TO BE COMPLETED IN ACCORDANCE WITH MANUFACTURER'S SPECIFICATIONS.
 2. DO NOT SCALE DRAWING.
 3. THIS DRAWING IS INTENDED FOR USE BY ARCHITECTS, ENGINEERS, CONTRACTORS, CONSULTANTS AND DESIGN PROFESSIONALS FOR PLANNING AND INSTALLATION PURPOSES.
 4. ALL INFORMATION CONTAINED HEREIN WAS CURRENT AT THE TIME OF DEVELOPMENT BUT MUST BE REVIEWED AND APPROVED BY THE PRODUCT MANUFACTURER TO BE CONSIDERED ACCURATE.

APPLICATION		SERIES NUMBER: XX-S060-XX	CAGE CODE: 6NGJ8	SIZE: 4" CT REMOVABLE	DRAWING NUMBER:
NEXT ASSY	USED ON	PRODUCT FAMILY: 10 MPH CRASH TESTED	DRAWN BY: AJA	CHECKED BY:	REVISIONS
		PRODUCT CLASS: STANDARD OR CUSTOMER DEFINED	PRODUCT LINE: BOLLARD	APPROVED BY:	1 OF 1
		PRODUCT SUB LHM: REMOVABLE	TITLE: BOLLARD, CT REMOVABLE		
		1-800-BOLLARDS, Inc. 10 Hughes Sutte AlOis Irvine, CA 92618 PHONE: 1-800-BOLLARDS WEB: WWW.1800BOLLARDS.COM EMAIL: INFO@1800BOLLARDS.COM			